

## 5 Channel RGB+CCT LED RF Controller

### Model No.: V5

5 Channels/Stepless dimming/Wireless remote control/Push Dim/Auto-transmitting/Synchronize



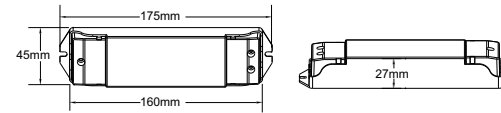
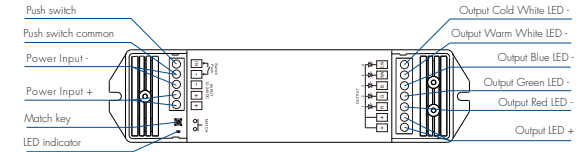
### Features

- Match with RF 2.4G single zone or multiple zone RGB+CCT remote control.
- One RF controller accept up to 10 remote control.
- 4096 levels 0-100% dimming smoothly without any flash.
- Built in 10 dynamic mode, include jump or gradual change style.
- Auto-transmitting function: Controller automatically transmit signal to another controller with 30m control distance.
- Synchronize on multiple number of controllers.
- Light on/off fade time 3s selectable.
- Connect with external push switch to achieve on/off and 0-100% dimming function.

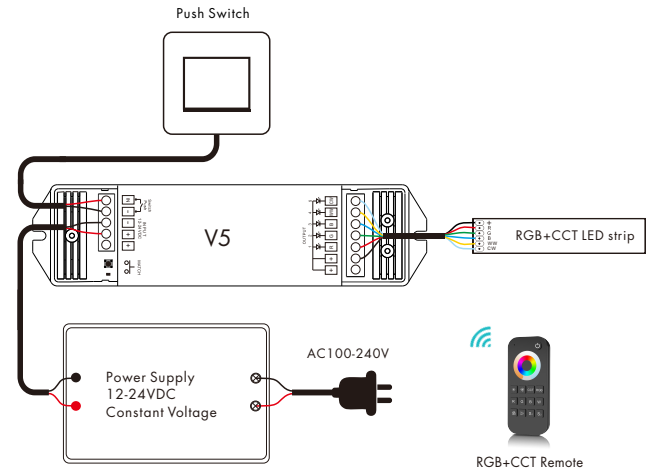
### Technical Parameters

Input and Output		Dimming data	
Input voltage	12-24VDC	Input signal	RF 2.4GHz + Push Dim
Input current	25.5A	Control distance	30m(Barrier-free space)
Output voltage	5 x (12-24)VDC	Dimming gray scale	4096 (2 <sup>12</sup> ) levels
Output current	5CH, 5A/CH	Dimming range	0-100%
Output power	5 x (60-120)W	Dimming curve	Logarithmic
Output type	Constant voltage	PWM Frequency	1000Hz (default)
Environment		Safety and EMC	
Operation temperature	Ta: -30°C ~ +55°C	EMC standard [EMC]	ETSI EN 301 489-1 V2.2.3 ETSI EN 301 489-17 V3.2.4
Case temperature [Max.]	Tc: +85°C	Safety standard [VD]	EN 62368-1:2020+A11:2020
IP rating	IP20	Radio Equipment [RED]	ETSI EN 300 328 V2.2.2
Certification		Certification	CE, EMC, VD, RED
Warranty and Protection		Weight	
Warranty	5 years	Net weight	0.116kg
Protection	Reverse polarity Short circuit	Gross weight	0.150kg

### Mechanical Structures and Installations



### Wiring Diagram



**Note:** Long press match key for 10s, RGB and CCT light can not be on at the same time.  
Long press match key for 15s, RGB and CCT light can be on at the same time.  
above operation will also restore the factory setting.

## Match Remote Control (two match ways)

End user can choose the suitable match/delete ways. Two options are offered for selection:

### Use the controller's Match key

#### Match:

Short press match key, immediately press on/off key (single zone remote) or zone key (multiple zone remote) on the remote.  
The LED indicator fast flash a few times means match is successful.

#### Delete:

Press and hold match key for 5s to delete all match,  
The LED indicator fast flash a few times means all matched remotes were deleted.

### Use Power Restart

#### Match:

Switch off the power of the receiver, then switch on power.  
Repeat again.  
Immediately short press on/off key (single zone remote) or zone key (multiple zone remote) 3 times on the remote.  
The light blinks 3 times means match is successful.

#### Delete:

Switch off the power of the receiver, then switch on power.  
Repeat again.  
Immediately short press on/off key (single zone remote) or zone key (multiple zone remote) 5 times on the remote.  
The light blinks 5 times means all matched remotes were deleted.

## Available remote controller



## Light on/off fade time

Long press match key 5s, then short press match key 3 times,  
the light on/off time will be set to 3s, the indicator light blink 3 times.

Long press match key 10s, restore factory default parameter,  
the light on/off time also restore to 0.5s.

## Push Dim

Click	ON/OFF
Double Click	Change from color mode to tunable white mode and vice-versa
Long press(>1s) from OFF	If on color mode change rotation speed; If on tunable white mode color temperature UP/DOWN (turn off and turn on to return dimming)
Long press(>1s) from ON	If on color mode start/stop color rotation; If on tunable white mode dimming UP/DOWN

Color rotation:



We can select 4 rotation speed:

- 10 flash/s means 6 seconds color rotation
- 5 flash/s means 30 seconds color rotation
- 2 flash/s means 1 minute color rotation
- 1 flash/s means 6 minutes color rotation

## Dynamic mode list

No.	Name	No.	Name
1	RGB jump	6	RGB fade in and out
2	RGB smooth	7	Red fade in and out
3	6 color jump	8	Green fade in and out
4	6 color smooth	9	Blue fade in and out
5	Color temperature smooth	10	White fade in and out

## Dual color control

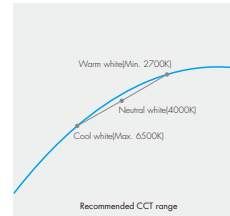
CH4=Warm white LED

CH5=Cool white LED

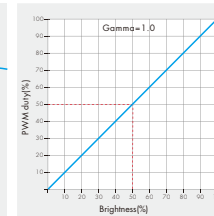
Each channel can supply up to 120W(@24V) and white balance can be controlled as such:

Color temperature	Cool white	Neutral white	Warm white
Power distribution	CH4=0W,CH5=120W	CH4=120W,CH5=120W	CH4=120W,CH5=0W

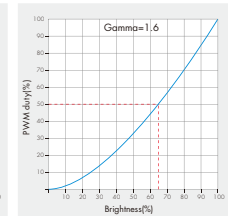
Linear dual color tuning



Dimming curve for CCT



Dimming curve for RGB



## Malfunctions analysis & troubleshooting

Malfunctions	Causes	Troubleshooting
No light	1. No power. 2. Wrong connection or insecure.	1. Check the power. 2. Check the connection.
Wrong color	1. Wrong connection of R/G/B/WW/CW wires.	1. Reconnect R/G/B/WW/CW wires.
Uneven intensity between front and rear, with voltage drop	1. Output cable is too long. 2. Wire diameter is too small. 3. Overload beyond power supply capability. 4. Overload beyond controller capability.	1. Reduce cable or loop supply. 2. Change wider wire. 3. Replace higher power supply. 4. Add power repeater.
No response from the remote	1. The battery has no power. 2. Beyond controllable distance. 3. The controller did not match the remote.	1. Replace battery. 2. Reduce remote distance. 3. Re-match the remote.