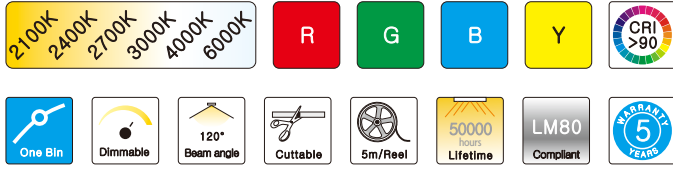
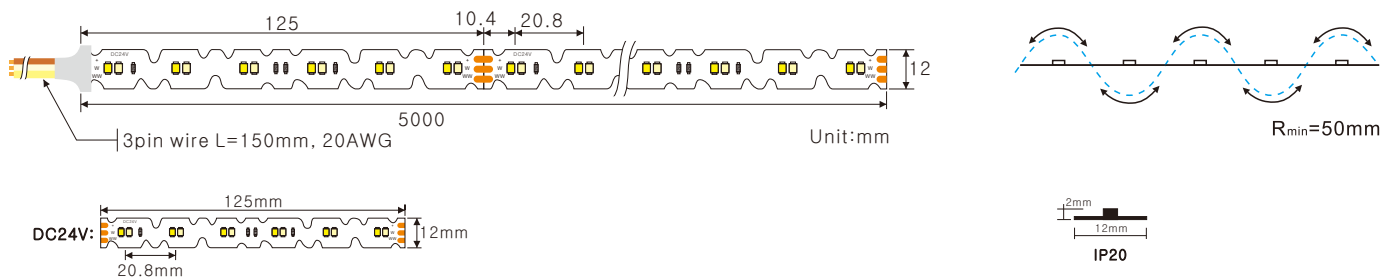


S SHAPE 2835SMD 96LEDs

- ▶ 2835 LED S shape design, horizontal bending for signage lighting
- ▶ Self-encapsulated design offers optional 2100-10000K
- ▶ White lights and R/G/B/Y and others colorful lights for option
- ▶ High quality PCB, high thermal 3M adhesive
- ▶ Provide 1BIN delivery



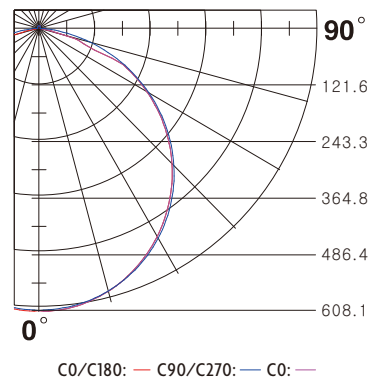
DIMENSIONS & WATERPROOF



PRODUCT SPECIFICATION

Dimension	5000mmx12mmx1.2mm
Chip density	96LEDs/m, 20.8mm pitch
Step LEDs	12LED
Step length	125mm
Power(W)	19.2Watt/meter
Voltage(V)	DC24V
Current(A/m)	0.8A
Copper foil	2oz
Ambient temperature	-20°C~+50°C

POLAR CURVE (Base on IP20 2700K+6000K)



PRODUCT PHOTOMETRICS (The data base on IP20 24V CRI > 90)

CCT (K)	Lumen(lm/m) CRI>90 CRI>80	Efficacy(lm/w) CRI>90 CRI>80	CRI CRI>90 CRI>80	R9 CRI>90 CRI>80	Rf(Fidelity) CRI>90 CRI>80	Rg(Gamut) CRI>90 CRI>80	EI Class CRI>90 CRI>80
▶ 2700±100	782 1056	81.5 110	91 82.0	78 8	89 82	100 96	B A
▶ 6000±300	1000 1190	100 119	92 82.0	82 6	91 86	101 96	B A
▶ 2700+6000	1728 2188	90.0 114	94 82.5	77 5	90 78	99 95	A* A*

Note: Wave length: Red 620~625nm, Green 515~525nm, Blue 465~470nm, Yellow 585~595nm, Customized CCT can be realized according to specific requirements.

Order code: LY96-BS2835 WW30-W24-IP20
 ↳ W12/W24
 ↳ WW21/WW24/WW27/WW30/NW40/DW60