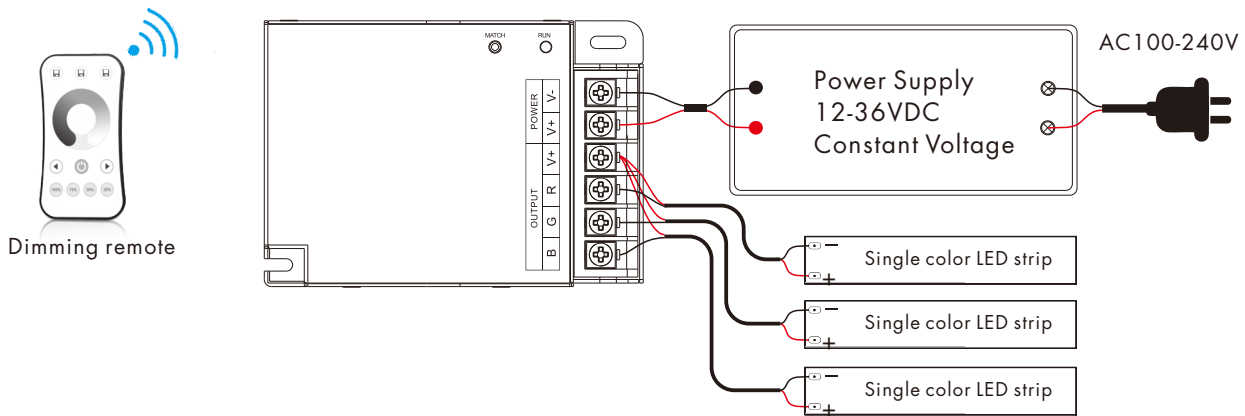


- V3-X for single color



Match Remote Control (two match ways)

End user can choose the suitable match/delete ways. Two options are offered for selection:

Use the controller's Match key

Match:

Short press match key, immediately press on/off key (single zone remote) or zone key (multiple zone remote) of the remote.

Delete:

Press and hold match key for 5s to delete all match, The light blinks 5 times means all matched remotes were deleted.

Use Power Restart

Match:

Switch off the power, then switch on power again, immediately short press on/off key (single zone remote) or zone key (multiple zone remote) 3 times on the remote. The light blinks 3 times means match is successful.

Delete:

Switch off the power, then switch on power again, immediately short press on/off key (single zone remote) or zone key (multiple zone remote) 5 times on the remote. The light blinks 5 times means all matched remotes were deleted.

RGB Dynamic mode list

No.	Name	No.	Name
1	RGB jump	6	RGB fade in and out
2	RGB smooth	7	Red fade in and out
3	6 color jump	8	Green fade in and out
4	6 color smooth	9	Blue fade in and out
5	Yellow cyan purple smooth	10	White fade in and out

Dual color control

CH1=Warm white LED

CH2=Cool white LED

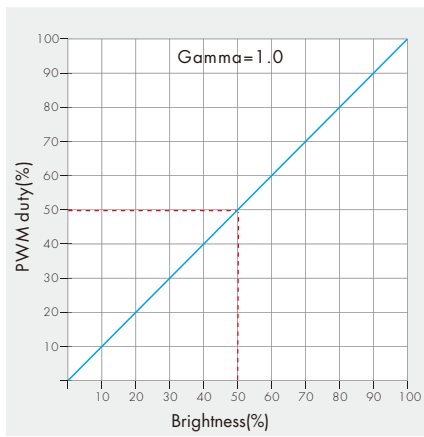
Each channel can supply up to 240W(@24V) and white balance can be controlled as such:

Color temperature	Cool white	Neutral white	Warm white
Power distribution	CH1=0W,CH2=240W	CH1=120W,CH2=120W	CH1=240W,CH2=0W

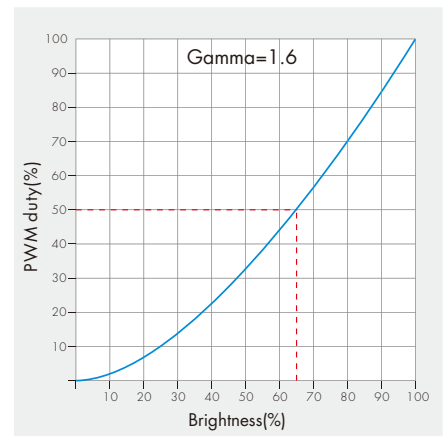
Linear dual color tuning



Dimming curve for CCT



Dimming curve for RGB/DIM



Malfunctions analysis & troubleshooting

Malfunctions	Causes	Troubleshooting
No light	<ol style="list-style-type: none"> No power. Wrong connection or insecure. 	<ol style="list-style-type: none"> Check the power. Check the connection.
Wrong color	<ol style="list-style-type: none"> Wrong connection of R/G/B wires. 	<ol style="list-style-type: none"> Reconnect R/G/B wires.
Uneven intensity between front and rear, with voltage drop	<ol style="list-style-type: none"> Output cable is too long. Wire diameter is too small. Overload beyond power supply capability. Overload beyond controller capability. 	<ol style="list-style-type: none"> Reduce cable or loop supply. Change wider wire. Replace higher power supply. Add power repeater.
No response from the remote	<ol style="list-style-type: none"> The battery has no power. Beyond controllable distance. The controller did not match the remote. 	<ol style="list-style-type: none"> Replace battery. Reduce remote distance. Re-match the remote.